

**Government of Tamilnadu**  
**Tamil Nadu Health Systems Project**

**108 Emergency Management Services**  
**Performance Report**

**Month: Mar      Year: 2014**

**&**

**Financial Year 2013-2014**

## **Table of Contents**

## **Page No**

<b>1. Sense - Activities of the Emergency Response Center (ERC) .....</b>	<b>3</b>
<b>2. Reach – Ambulance Trip Data.....</b>	<b>3</b>
<b>3. Life saved Data.....</b>	<b>3</b>
<b>4. Care - Emergencies Handled.....</b>	<b>3 - 4</b>
<b>5. AN Mother &amp; Neo-natal cases Data .....</b>	<b>4</b>
<b>6. Financial Performance .....</b>	<b>5 -6</b>

## **Annexure:**

<b>Annexure A: Ambulance Details.....</b>	<b>7</b>
<b>Annexure B: District Wise Distribution of Ambulances.....</b>	<b>8</b>
<b>Annexure C: District Wise Trip Details.....</b>	<b>9 - 10</b>
<b>Annexure D: Hospital Case Admission Details .....</b>	<b>11</b>
<b>Annexure E: District Wise Emergency Cases Handled.....</b>	<b>12 - 15</b>
<b>Annexure F: District Wise Kilometre Run &amp; Kilometre / Litre Details...</b>	<b>16</b>
<b>Annexure G: Human Resources Details.....</b>	<b>17</b>
<b>Annexure H: District Wise Hospital MoU Details.....</b>	<b>18</b>
<b>Annexure I: Call and Dispatch Average Handle Time.....</b>	<b>18-19</b>
<b>Annexure J: Interesting Emergency Cases.....</b>	<b>20-22</b>
<b>Annexure K: Important Events &amp; Photographs.....</b>	<b>23</b>
<b>Annexure L: AN Cases Monthly report.....</b>	<b>24</b>
<b>Annexure M: Neonatal ambulance cases.....</b>	<b>25 -32</b>
<b>Annexure N : Issues to be sorted out.....</b>	<b>33</b>

**GOVERNMENT OF TAMIL NADU**  
**TAMIL NADU HEALTH SYSTEMS PROJECT**  
**108 - EMERGENCY AMBULANCE SERVICES**  
Monthly performance report  
**(FORM A)**

Month : Mar 2014

FY- Year :2013-'14

SL. No.	Details	During the Month - Feb'14		During the Month - Mar'14		Up to the Month - (Apr'13 - Mar'14)	
		Performance	%	Performance	%	Performance	%
<b>1</b>	<b>Sense - Activities of the Emergency Response Center</b>						
<b>1.1</b>	<b>Details of the Calls</b>						
1.1.1	Number of Calls Landed	383542	100.00%	508791	100.00%	5969057	100.00%
1.1.2	Number of Unattended Calls (UAC)	4595	1.20%	4330	0.85%	78609	1.32%
1.1.3	<b>Number of calls answered</b>	<b>378947</b>	<b>98.80%</b>	<b>504461</b>	<b>99.15%</b>	<b>5890447</b>	<b>98.68%</b>
<b>1.2</b>	<b>Types of Calls</b>						
1.2.1	Emergency Calls	87723	23.15%	101317	20.08%	1146056	19.46%
1.2.2	Non Emergency Calls	71436	18.85%	85968	17.04%	952211	16.17%
1.2.3	Ineffective Calls *	219788	58.00%	317176	62.87%	3792180	64.38%
1.2.4	<b>Total Number of Calls (Ref.1.1.3)</b>	<b>378947</b>	<b>100.00%</b>	<b>504461</b>	<b>100.00%</b>	<b>5890447</b>	<b>100.00%</b>
<b>1.3</b>	<b>Classification of Emergency Calls</b>						
1.3.1	Number of Medical Emergency Calls	85943	97.97%	98637	97.35%	1119503	97.68%
1.3.2	Number Police Emergency Calls	771	0.88%	909	0.90%	12627	1.10%
1.3.3	Number fire Emergency Calls	1009	1.15%	1771	1.75%	13926	1.22%
1.3.4	Total Emergency Calls (Ref. 1.2.1)	<b>87723</b>	<b>100.00%</b>	<b>101317</b>	<b>100.00%</b>	<b>1146056</b>	<b>100.00%</b>
<b>1.4</b>	<b>Classification of Medical Emergency Calls</b>						
1.4.1	Number of Medical Emergency calls	62503	72.73%	72541	73.54%	842000	75.21%
1.4.2	Number of repeated Emergency calls	23440	27.27%	26096	26.46%	277503	24.79%
1.4.3	Total Medical Emergency Calls (Ref. 1.3.1)	85943	100.00%	98637	100.00%	1119503	100.00%
<b>1.5</b>	<b>Call Handling Data</b>						
1.5.1	Percentage of calls attended within 1 <sup>st</sup> Ring	NA	94.00%	NA	94.00%	NA	93.08%
1.5.2	Percentage of calls attended within 2 <sup>nd</sup> Ring	NA	3.00%	NA	3.00%	NA	2.67%
1.5.3	Percentage of calls attended within or above 3 <sup>rd</sup> Ring	NA	3.00%	NA	3.00%	NA	4.25%
<b>2</b>	<b>Reach - Ambulance Service utilized</b>						
2.1	Number of Medical Emergency Dispatch requests (Ref.1.4.1)	62503	NA	72541	NA	842000	NA
2.2	Total Number of Ambulance Trips	62121	NA	72086	NA	827526	NA
2.3	Number of Ambulance Services utilized	59838	95.74%	69659	96.03%	790793	93.92%
2.4	Number of Ambulance Services not utilized	2283	3.65%	2427	3.35%	36733	4.36%
2.5	Number of Ambulance Services busy **	382	0.61%	455	0.63%	14474	1.72%
2.6	Number of Trips per ambulance	97.37	NA	112.99	NA	1309.38	NA
2.7	Number of Trips per ambulance/day	3.48	NA	3.64	NA	3.59	NA
<b>3</b>	<b>Care</b>						
3.1	Total number of cases transported (Ref. 2.3)	59838	NA	69659	NA	790793	NA
3.2	Total number cases transported per ambulances	93.79	NA	109.18	NA	1251.25	NA
3.3	Total number cases transported per ambulances per day	3.35	NA	3.52	NA	3.43	NA

**Note:** Total Lives Saved from 15<sup>th</sup> Sep 2008 to 31<sup>st</sup> Mar 2014 = 1, 63,436

SL. No.	Details	During the Month - Feb'14		During the Month - Mar'14		Up to the Month - (Apr'13 - Mar'14)	
		Performance	%	Performance	%	Performance	%
<b>4</b>	<b>Types of Emergencies handled</b>						
4.1	Accidental Poisoning	3031	5.07%	3617	5.19%	38061	4.96%
4.2	Acute Abdomen	4721	7.89%	5350	7.68%	60129	7.64%
4.3	Allergic Reactions	48	0.08%	49	0.07%	586	0.07%
4.4	Animal Attack	1432	2.39%	1509	2.17%	20727	2.64%
4.5	Assault	2427	4.06%	2974	4.27%	33027	4.55%
4.6	Behavioral	5	0.01%	4	0.01%	68	0.01%
4.7	Cardiac/Cardio Vascular	3915	6.54%	4140	5.94%	44985	5.34%
4.8	Diabetes	589	0.98%	605	0.87%	7199	0.86%
4.9	Disasters due to Natural elements	5	0.01%	3	0.00%	45	0.01%
4.10	Epilepsy	1789	2.99%	1840	2.64%	22587	2.68%
4.11	Fevers / Infections	1226	2.05%	1171	1.68%	21886	2.45%
4.12	Fire/Burns	709	1.18%	760	1.09%	8201	1.05%
4.13	Hazmat (Hazardous Material)	0	0.00%	1	0.00%	12	0.00%
4.14	Industrial	8	0.01%	10	0.01%	171	0.02%
4.15	Neonatal(upto 1 month)	1294	2.16%	1827	2.62%	21670	2.88%
4.16	Paediatric(1-12years)	79	0.13%	119	0.17%	1093	0.13%
4.17	Pregnancy related	14184	23.70%	19850	28.50%	207492	25.75%
4.18	Respiratory	2439	4.08%	2330	3.34%	26898	2.97%
4.19	Road Traffic Accident - Trauma	13956	23.32%	14941	21.45%	174248	22.85%
4.20	Stroke/Cerebro Vascular Accidents	2267	3.79%	2379	3.42%	25694	2.93%
4.21	Suicide attempt	328	0.55%	324	0.47%	4082	0.55%
4.22	Trauma	2863	4.78%	3201	4.60%	35466	4.49%
4.23	Unconscious	1235	2.06%	1360	1.95%	16588	2.08%
4.24	Others	1288	2.15%	1295	1.86%	19878	3.09%
	<b>Total Medical Emergencies (1.4.1/2.3)</b>	<b>59838</b>	<b>100.00%</b>	<b>69659</b>	<b>100.00%</b>	<b>790793</b>	<b>100.00%</b>
<b>5</b>	<b>AN Mother and Neonatal – Emergencies Care</b>						
<b>5.1</b>	<b>Inter Facility Transfer of AN Mothers</b>						
5.1.1	Number of cases lifted thro' ERC to Hospital	6550	46.18%	8789	44.28%	92313	44.49%
5.1.2	Number of cases lifted from Hospital	7634	53.82%	11061	55.72%	115179	55.51%
5.1.3	Number of cases re-referred by Hospital to Higher Level	5	0.04%	8	0.04%	61	0.03%
5.1.4	Number of cases re-referred by referred institutions	0	0.00%	0	0.00%	11	0.01%
5.1.5	Total Number of Re-referred cases (5.1.3+5.1.4)	5	0.04%	8	0.04%	72	0.03%
5.1.6	Total Number of AN Cases	14184	100.00%	19850	100.00%	207492	100.00%
<b>5.2</b>	<b>IFT others</b>	14371	65.31%	16229	59.47%	175250	60.34%
5.2.1	Neonatal (upto 1 month)	1162	5.28%	1635	5.99%	19165	6.60%
5.2.2	Road Traffic Accident - Trauma	3076	13.98%	3345	12.26%	35314	12.16%
5.2.3	Accidental Poisoning	1411	6.41%	1734	6.35%	16811	5.79%
5.2.4	Cardiac/Cardio Vascular	1455	6.61%	1580	5.79%	15508	5.34%
5.2.5	Others	7267	33.02%	7935	29.08%	88452	30.46%
5.2.6	Total number of IFTs (5.1.2+5.2)	<b>22005</b>	<b>100.00%</b>	<b>27290</b>	<b>100.00%</b>	<b>290429</b>	<b>100.00%</b>
<b>5.3</b>	<b>AN Mother/Infant Mother - Follow-Up Data</b>						
5.3.1	Number of Maternal Mortality at Hospital	7	0.05%	3	0.02%	102	0.05%
5.3.2	Number of Infant Mortality at Hospital	5	0.03%	4	0.02%	118	0.05%
<b>5.4</b>	<b>Neo-natal transport Data</b>						
5.4.1	Neonatal cases transported in Neo-natal ambulances	465	35.94%	847	46.36%	5787	26.71%
5.4.2	Total Neonatal cases transported (Ref. 4.15)	1294	100.00%	1827	100.00%	21670	100.00%
<b>6</b>	<b>Availed Tribal case count</b>						
6.1	Total number of cases taken from Tribal areas	1308	NA	1583	NA	16879	NA
<b>7</b>	<b>Critical Life Saved</b>						
7.1	Total Number of Lives Saved***	3164	NA	3052	NA	65945	NA
<b>8</b>	<b>Death En-route Case Details</b>						
8.1	Total number of cases where victims "Vitals were not recordable"	62	NA	68	NA	757	NA

## Financial Performance

10	Financial Performance	Planned		Achieved				Difference		Remarks
		During Month	Upto Month	During Month	Upto Month	Savings During Month	Excess During Month	Savings Upto Month	Excess Upto Month	
10.1	108 Call center Salary Expenditure	18.97	216.32	15.80	193.32	3.17	-	23.01	-	
10.2	Ambulance Personnel Cost	386.71	3,827.18	321.74	3,567.36	64.97	-	259.82	-	
10.3	Care Personnel Cost	8.71	104.58	3.89	65.57	4.82	-	39.01	-	
10.4	Fuel Cost	214.13	2,381.81	189.65	2,324.29	24.48	-	57.52	-	
10.5	Repairs and Maintenance	40.31	467.81	49.27	637.96	-	(8.96)	-	(170.15)	Due to Labour and Spares cost increase Plus Running KM increased per Ambly above 5200 per month
10.6	Medical Consumables	35.70	287.79	22.77	233.10	12.93	-	54.69	-	
10.7	Ambulance Mobile Telephone Expenditure	3.10	45.63	6.16	51.42	-	(3.06)	-	(5.79)	
10.8	Replacement of Tyres	20.75	234.97	13.56	149.07	7.19	-	85.89	-	
10.9	Refurbishment of Ambulances	8.21	111.58	22.22	123.55	-	(14.01)	-	(11.97)	Due to Labour and Spares cost increase
10.1	Uniform	3.70	42.23	5.62	29.64	-	(1.92)	12.58	-	
10.11	Vehicle Insurance	2.57	36.05	3.12	35.54	-	(0.55)	0.50	-	
10.12	Training Cost	77.27	363.74	14.12	105.67	63.16	-	258.07	-	
10.13	Other Insurance	16.67	50.00	-	-	16.67	-	50.00	-	
10.14	Annual Maintenance	4.95	26.37	4.40	23.39	0.55	-	2.98	-	
10.15	Other Salaries- Support Staff	42.69	492.46	19.18	360.68	23.51	-	131.78	-	
10.16	Marketing Expenditure	6.33	72.00	4.62	65.51	1.71	-	6.49	-	
10.17	Travelling Cost	12.82	139.45	14.86	126.81	-	(2.04)	12.64	-	
10.18	Administrative Expenditure (Telephone, Electricity, house keeping, security, office expenditures)	24.55	343.24	39.01	376.86	-	(14.46)	-	(33.62)	Due to increase in office Admin cost.
	<b>Sub Total</b>	<b>928.16</b>	<b>9,243.19</b>	<b>750.00</b>	<b>8,469.73</b>	<b>223.16</b>	<b>(45.00)</b>	<b>994.99</b>	<b>(221.53)</b>	

	Financial Performance	Planned		Achieved				Difference		Remarks
		During Month	Upto Month	During Month	Upto Month	Savings During Month	Excess During Month	Savings Upto Month	Excess Upto Month	
	<b>Non Recurrent Cost</b>									
1	Sense - Call Center Equipment	9.17	120.08	-	101.78	9.17	-	18.30	-	
2	Reach - Ambulance Modifications ( Budget 2012-13 & 13-14)	-	13.50	-	6.69	-	-	6.81	-	
3	Infrastructure - Emergency Response Center	11.75	302.04	-	75.25	11.75	-	226.79	-	
	<b>Sub Total</b>	<b>20.92</b>	<b>435.62</b>	<b>-</b>	<b>183.72</b>	<b>20.92</b>	<b>-</b>	<b>251.91</b>	<b>-</b>	
	<b>Total</b>	<b>949.08</b>	<b>9,678.81</b>	<b>750.00</b>	<b>8,653.45</b>	<b>244.08</b>	<b>(45.00)</b>	<b>1,246.89</b>	<b>(221.53)</b>	
	ECC	21.85	223.52	10.00	132.75	11.85	-	90.77	-	
	<b>Grand Total</b>	<b>970.93</b>	<b>9,902.33</b>	<b>760.00</b>	<b>8,786.20</b>	<b>255.93</b>	<b>(45.00)</b>	<b>1,337.66</b>	<b>(221.53)</b>	

**Note:** Budgeted during month : 970.93 No. of line items under utilized during month **14**  
 Budget released during month : 705.66 No. of line items over utilized during month **7**

Expenditure during month : 760.00  
**Savings during month : 210.93**

**Note:** Budgeted upto month : 9,902.33 No. of line items under utilized upto month **17**  
 Budget released upto month : 8,334.71 No. of line items over utilized upto month **4**  
 Expenditure upto month : 8,786.20  
**Savings upto month : 1,116.13**

## Annexure A – Ambulance Details

S No	Ambulance Distribution Data	Phase I Ambulance Count and GH Vehicles (Force Motors)	Phase II Ambulance Count and GH Vehicles(Swaraj Mazda & Eicher)	Total
1	Number of Ambulances Supplied	434	204	638
2	Number of Ambulances modified	434	204	638
3	Number of Ambulances Launched during the month	0	0	0
4	Number of ambulances handed over to IRCS	0	0	0
5	Number of Ambulance on road for the month	415	195	610
6	Number of Ambulance Off road for the month (Down due to breakdown/Accident/FC/ Manpower shortage)	1-Chennai 1-Coimbatore 4-Kancheepuram 1-Madurai 1-Pudukkottai 1-Ramnathapuram 1-Sivagangai 1-Thiruvanamalai 2-Thiruvarur 1-Tiruchirapalli 1-Tirunelveli 2-Tirupur 1-Vellore 1-Villupuram	1-Dindigul 3-karur 1-Nagapattinam 1-Sivagangai 1-Thanjavur 1-Vellore 1-Villupuram	28
	A)Down due to Condemnation	(Already replaced with new ambulances - 10) Yet to be replaced - 2		2
	B)Down due to Refurbishment /Accident	19		17
	C)Down due to Manpower shortage	9		9
7	Spare ambulances used in Districts	1-Ariyalur 1-Coimbatore 1-Dharmapuri 4-Kancheepuram 2-Madurai 1-Nagapattinam 1-Pudukkottai 2-Ramanathapuram 1-Sivagangai 1-Thanjavur 1-Theni 1-Thiruvallur 1-Thiruvanamalai 1-Thiruvarur 1-Thoothukudi 2-Tiruchirapalli 3-Tirunelveli 1-Tirupur 2-Vellore 2-Virudhunagar	1-Cuddalore 1-Dharmapuri 1-Dindigul 1-Erode 1-Kanyakumari 1-Krishnagiri 1-Namakkal 2-Salem 1-Sivagangai 1-Thanjavur 2-The Nilgris 1-Tiruchirapalli 3-Vellore 4-Villupuram	51

## Annexure B: District Wise Distribution of Ambulances

Districts	Count of Ambulances
ARIYALUR	11
CHENNAI	30+ 2 Neonatal ambulances
COIMBATORE	23
CUDDALORE	25 + 1 NN
DHARMAPURI	17 + 1 NN
DINDIGUL	17
ERODE	20
KANCHEEPURAM	37 + 2 NN
KANYAKUMARI	9 + 1 NN
KARUR	13
KRISHNAGIRI	15 + 1 NN
MADURAI	20 + 1 NN
NAGAPATTINAM	17
NAMAKKAL	14
PERAMBALUR	9
PUDUKOTTAI	15 + 1 NN
RAMANATHAPURAM	17 + 1 NN
SALEM	23 + 1 NN
SIVAGANGAI	14
THANJAVUR	19 + 1 NN
THE NILGIRIS	11
THENI	11
THIRUVALLUR	32
THIRUVANAMALAI	26 + 1 NN
THIRUVARUR	13
THOOTHUKUDI	13 + 1 NN
TIRUCHIRAPALLI	21 + 1 NN
TIRUNELVELI	22 + 1 NN
TIRUPUR	17
VELLORE	39 + 2 NN
VILLUPURAM	32 + 1 NN
VIRUDHUNAGAR	15 + 1 NN
<b>Grand Total</b>	<b>638</b>

**Annexure C: District Wise Trip Details**

1st -31st Mar 2014						
District	No: of Ambulances	Trips Upto the Month	Average no: of trips/ambby/day	Total Kilometre Run	Kilometre/ Ambby/Day	Average Kilometre/Trip
CHENNAI	32	4610	4.65	86958	88	19
COIMBATORE	23	3098	4.35	107065	150	35
TIRUPUR	17	2276	4.32	102087	194	45
CUDDALORE	26	3465	4.30	153096	190	44
MADURAI	21	2703	4.15	98280	151	36
THENI	11	1382	4.05	66398	195	48
THANJAVUR	20	2457	3.96	110054	178	45
KRISHNAGIRI	16	1929	3.89	110309	222	57
THIRUVALLUR	32	3858	3.89	176815	178	46
KANCHEEPURAM	39	4604	3.81	201551	167	44
SIVAGANGAI	14	1644	3.79	87409	201	53
PUDUKKOTAI	16	1865	3.76	92204	186	49
THIRUVARUR	13	1507	3.74	70858	176	47
VILLUPURAM	33	3759	3.67	204713	200	54
DHARMAPURI	18	2005	3.59	117810	211	59
NAMAKKAL	14	1548	3.57	66968	154	43
SALEM	24	2652	3.56	126073	169	48
NAGAPATTINAM	17	1858	3.53	104411	198	56
ARIYALUR	11	1199	3.52	53057	156	44
TIRUCHIRAPALLI	22	2389	3.50	95796	140	40
THIRUVANNAMALAI	27	2929	3.50	175741	210	60
KANYAKUMARI	10	1079	3.48	39195	126	36
DINDIGUL	17	1808	3.43	86930	165	48
ERODE	20	2086	3.36	87941	142	42
VELLORE	41	4244	3.34	257015	202	61
PERAMBALUR	9	889	3.19	42831	154	48
THOOTHUKUDI	14	1336	3.08	70585	163	53
TIRUNELVELI	23	2188	3.07	130010	182	59
RAMANATHAPURAM	18	1684	3.02	105204	189	62
VIRUDHUNAGAR	16	1482	2.99	83497	168	56
KARUR	13	951	2.36	46228	115	49
THE NILGRIS	11	602	1.77	42496	125	71
<b>TOTAL</b>	<b>638</b>	<b>72086</b>	<b>3.64</b>	<b>3399585</b>	<b>172</b>	<b>47</b>

**1st Apr 2013 - 31st Mar 2014**

<b>District</b>	<b>No: of Ambulances</b>	<b>Trips Upto the Month</b>	<b>Average no: of trips/amby/day</b>	<b>Total Kilometre Run</b>	<b>Kilometre/ Amby/Day</b>	<b>Average Kilometre/Trip</b>
TIRUPUR	17	27311	4.40	1236907	199	45
CUDDALORE	26	40618	4.23	1798822	187	44
CHENNAI	34	51143	4.13	999443	81	20
THANJAVUR	19	28086	4.07	1151829	167	41
MADURAI	21	31152	4.00	1080036	139	35
THENI	11	15993	3.95	736041	182	46
COIMBATORE	24	34534	3.92	1172977	133	34
KANCHEEPURAM	38	53762	3.83	2489301	178	46
TIRUCHIRAPALLI	21	28161	3.76	1121592	150	40
PUDUKKOTAI	16	21578	3.75	1003888	175	47
SALEM	23	30679	3.68	1390955	167	45
DHARMAPURI	18	23778	3.65	1390194	214	58
THIRUVANNAMALAI	27	36135	3.64	2038984	206	56
NAMAKKAL	14	18598	3.64	782822	153	42
VILLUPURAM	32	42038	3.64	2301284	199	55
THIRUVARUR	14	18017	3.63	928666	187	52
ARIYALUR	11	14440	3.54	663616	163	46
SIVAGANGAI	14	18077	3.54	933616	183	52
THIRUVALLUR	33	43136	3.54	2013582	165	47
ERODE	19	24650	3.49	1049557	149	43
KRISHNAGIRI	16	20401	3.48	1173793	200	58
KANYAKUMARI	9	11450	3.36	406678	119	36
TIRUNELVELI	22	26579	3.35	1489816	188	56
NAGAPATTINAM	18	21586	3.35	1205027	187	56
PERAMBALUR	9	10351	3.15	467765	142	45
VIRUDHUNAGAR	15	17441	3.13	974552	175	56
VELLORE	40	45740	3.11	2817481	192	62
DINDIGUL	17	19510	3.10	923372	147	47
THOOTHUKUDI	15	16203	3.04	821161	154	51
RAMANATHAPURAM	17	18162	2.99	1117417	184	62
KARUR	11	11287	2.79	549516	136	49
THE NILGRIS	11	6930	1.73	471652	117	68
<b>TOTAL</b>	<b>632</b>	<b>827526</b>	<b>3.59</b>	<b>38702342</b>	<b>168</b>	<b>47</b>

## Annexure D – Hospital Case Admission Details

S No	Hospital Case Admission Details	During the month – Mar'14		Upto the month (April'13 – Mar'14)	
		Count	%	Count	%
1	Number of cases admitted in Government Hospitals	60,769	87.24%	6,84,082	86.51%
2	Number of cases admitted in Private Hospitals	3,257	4.68%	39,835	5.04%
3	Others (Number of cases provided First aid only refused treatment, etc.)	5,633	8.09%	66,876	8.46%
<b>TOTAL</b>		69,659	<b>100.00</b>	7,90,793	100.00%

**Annexure E: District Wise Emergency Cases Handled (Mar 2014)**

Mar'14																		
EMERGENCY TYPE	ARIYALUR	CHENNAI	COIMBATORE	CUDDALORE	DHARMAPURI	DINDIGUL	ERODE	KANCHEEPURAM	KANYAKUMARI	KARUR	KRISHNAGIRI	MADURAI	NAGAPATTINAM	NAMAKKAL	PERAMBALUR	PUDUKOTTAI	RAMANATHAPURAM	SALEM
Ambulance count	11	32	23	26	18	17	20	39	10	13	16	21	17	14	9	16	18	24
Accidental Poisoning	86	81	178	198	154	136	95	214	45	37	94	131	127	105	48	114	85	118
Acute Abdomen	115	354	206	340	144	78	112	361	73	63	85	163	183	98	88	117	125	137
Allergic Reactions		4	2	4	3	2	1	2	1			1	1	1	1	2	2	1
Animal Attack	45	9	26	138	41	28	32	81	11	15	30	33	99	26	18	67	50	44
Assault	56	151	117	139	83	102	87	113	97	47	79	102	98	74	41	117	93	126
Behavioral		1		1				1										1
Cardiac/Cardio Vascular	57	271	250	205	108	75	103	240	52	57	60	168	125	86	68	110	135	159
Diabetes	4	38	35	19	18	9	12	47	9	7	12	27	17	10	10	14	11	20
Disasters due to Natural elements	1			1														
Environmentals																		
Epilepsy	17	204	97	78	41	35	69	116	19	23	27	60	50	34	21	38	41	80
Fevers / Infections	17	92	39	130	32	18	24	80	18	11	15	42	31	20	25	25	32	31
Fire/Burns	12	33	29	31	13	18	26	73	8	10	14	26	32	9	3	10	12	19
Industrial	1	1	1				2			1	1				1			1
Neonatal(upto 1 month)	25	159	39	50	106	39	39	108	31	28	48	77	25	54	25	58	31	80
Others	17	185	69	53	34	26	36	97	17	18	32	39	40	29	10	20	27	39
Paediatric(1-12years)	6	10		6	5	1	2	13	3	6	5	1	1	2		4	2	4
Pregnancy related	397	599	580	933	628	509	441	1139	289	269	798	772	378	337	257	593	458	738
Respiratory	29	259	150	110	42	30	65	155	36	29	27	75	59	54	32	41	39	86
Stroke/CerebroVascular Accidents	35	264	139	122	57	33	83	153	33	30	26	83	79	61	25	41	40	94
Suicide attempt	2	29	15	23	11	6	19	21	2	3	6	14	6	6	4	2	4	14
Trauma (non Vehicular)	32	417	158	108	62	82	122	206	63	46	52	122	100	78	32	62	56	128
Trauma (Vehicular)	194	976	727	615	359	498	621	1091	227	205	424	610	330	372	130	377	377	568
Unconscious	22	260	102	45	11	19	42	81	18	15	17	41	26	33	18	20	27	42
<b>Grand Total</b>	<b>1170</b>	<b>4397</b>	<b>2959</b>	<b>3349</b>	<b>1952</b>	<b>1744</b>	<b>2033</b>	<b>4392</b>	<b>1052</b>	<b>920</b>	<b>1852</b>	<b>2587</b>	<b>1807</b>	<b>1489</b>	<b>857</b>	<b>1832</b>	<b>1647</b>	<b>2530</b>
Number of cases/ambulance	106	137	129	129	108	103	102	113	105	71	116	123	106	106	95	115	92	105
Number of cases/Ambulance/day	3.4	4.4	4.2	4.2	3.5	3.3	3.3	3.6	3.4	2.3	3.7	4.0	3.4	3.4	3.1	3.7	3.0	3.4

**District Wise Emergency Cases Handled...contd (Mar 2014)**

EMERGENCY TYPE	SIVAGANGAI	THANJAVUR	THE NILGIRIS	THENI	THIRUVALLUR	THIRUVANNAMALAI	THIRUVARUR	THOOTHUKUDI	TIRUCHIRAPPALLI	TIRUNELVELI	TIRUPUR	VELLORE	VILLUPURAM	VIRUDHUNAGAR	Grand Total
Ambulance count	14	20	11	11	32	27	13	14	22	23	17	41	33	16	638
Accidental Poisoning	60	130	30	112	148	178	89	58	86	122	105	153	251	49	3617
Acute Abdomen	127	222	56	122	312	213	171	104	149	152	162	291	330	97	5350
Allergic Reactions	2	3		1	5	3	1	1	1	1	1		2		49
Animal Attack	63	80	7	22	54	87	40	31	49	40	20	92	108	23	1509
Assault	73	119	30	57	89	108	83	51	97	143	90	124	122	66	2974
Behavioral															4
Cardiac/Cardio Vascular	94	130	39	91	263	148	115	62	149	114	166	208	154	78	4140
Diabetes	13	11	5	13	35	28	16	22	18	17	22	48	21	17	605
Disasters due to Natural elements											1				3
Environmentals		1			1					1					3
Epilepsy	39	48	19	28	122	68	29	38	55	47	71	106	95	25	1840
Fevers / Infections	16	21	17	9	65	44	30	28	40	50	29	49	50	41	1171
Fire/Burns	19	38	1	16	57	34	20	12	36	26	21	42	42	18	760
Industrial				1						1					11
Neonatal(upto 1 month)	21	63	20	30	44	57	14	42	55	60	44	195	113	47	1827
Others	26	43	22	28	71	34	28	24	30	32	38	54	47	27	1292
Paediatric(1-12years)	1	2			7	6		1	1	5	2	14	4	5	119
Pregnancy related	514	698	185	417	1042	1044	341	418	755	595	471	1504	1266	485	19850
Respiratory	45	69	28	45	170	75	65	31	83	79	82	116	88	36	2330
Stroke/Cerebrovascular Accidents	46	65	30	38	131	102	56	32	80	67	71	116	113	34	2379
Suicide attempt	7	8	4	4	22	16	7	7	5	5	14	19	12	7	324
Trauma (non Vehicular)	64	93	37	57	179	109	80	48	99	77	120	133	114	65	3201
Trauma (Vehicular)	367	505	47	245	814	456	276	277	479	428	608	806	647	285	14941
Unconscious	21	35	10	10	93	43	22	17	41	48	53	46	54	28	1360
<b>Grand Total</b>	<b>1618</b>	<b>2384</b>	<b>587</b>	<b>1346</b>	<b>3724</b>	<b>2853</b>	<b>1483</b>	<b>1304</b>	<b>2308</b>	<b>2110</b>	<b>2191</b>	<b>4116</b>	<b>3633</b>	<b>1433</b>	<b>69659</b>
Number of cases/ambulance	116	119	53	122	116	106	114	93	105	92	129	100	110	90	109
Number of cases/Ambulance/day	3.7	3.8	1.7	3.9	3.8	3.4	3.7	3.0	3.4	3.0	4.2	3.2	3.6	2.9	3.5

**Annexure E: District Wise Emergency Cases Handled (Apr 2013 – Mar 2014)**

Apr'13 - Mar'14																		
EMERGENCY TYPE	ARIYALUR	CHENNAI	COIMBATORE	CUDDALORE	DHARMAPURI	DINDIGUL	ERODE	KANCHEEPURAM	KANYAKUMARI	KARUR	KRISHNAGIRI	MADURAI	NAGAPATTINAM	NAMAKKAL	PERAMBALUR	PUDUKOTTAI	RAMANATHAPURAM	SALEM
Ambulance count	11	34	24	26	18	17	19	38	9	11	16	21	18	14	9	16	17	23
Accidental Poisoning	863	886	1661	2240	1577	964	1087	1961	384	336	970	1627	1393	968	527	1175	807	1401
Acute Abdomen	1519	3495	1904	4122	1841	859	1250	4195	566	794	1105	1824	2064	1118	1088	1367	1656	1628
Allergic Reactions	22	26	22	39	16	9	21	23	5	8	7	19	61	11	15	7	26	16
Animal Attack	673	121	443	1633	676	585	374	1026	180	326	370	742	1010	524	256	892	537	668
Assault	805	1613	1049	1801	989	893	925	1170	917	593	629	1209	1277	758	496	1314	1027	1376
Behavioral	5	5	1	4	4	1	0	5	2	1	2	2	3	0	0	1	1	4
Cardiac/Cardio Vascular	790	2827	2323	2260	1276	788	1439	2685	541	643	640	1659	1335	1091	635	1185	1289	1561
Diabetes	111	576	349	261	178	100	218	515	117	108	122	248	185	175	75	141	146	294
Disasters due to Natural elements	1	3	2	4	1	0	1	3	0	0	0	0	4	2	0	0	1	0
Environmentals	1	7	1	2	0	2	1	1	2	1	1	3	0	1	0	1	1	0
Epilepsy	273	2535	1155	978	671	400	607	1738	279	297	422	749	579	570	236	476	373	831
Fevers / Infections	419	1425	657	1302	587	247	398	1350	543	317	634	485	990	350	474	541	516	673
Fire/Burns	121	477	240	381	143	212	215	725	87	84	136	368	286	125	55	183	188	248
Industrial	2	11	12	7	3	2	6	15	1	4	6	5	4	5	1	8	3	3
Neonatal(upto 1 month)	393	1927	479	702	1180	615	451	1287	270	335	594	1026	302	606	335	406	435	822
Others	292	2404	903	918	508	390	603	1381	371	271	300	566	649	400	253	371	398	590
Paediatric(1-12years)	16	86	30	46	34	18	20	140	7	19	30	22	18	31	17	26	16	38
Pregnancy related	4184	5159	6249	10205	6786	4872	5050	12315	2554	2808	7578	7498	3771	3802	2610	6040	4307	7950
Respiratory	352	2820	1568	1224	548	346	814	1915	374	331	333	834	774	684	345	480	456	963
Stroke(Cerebro Vascular Accidents)	355	2542	1304	1168	611	435	983	1608	368	424	320	812	784	739	311	548	570	950
Suicide attempt	105	389	176	273	97	63	139	267	23	39	92	131	136	93	41	81	83	163
Trauma (non Vehicular)	422	4471	1852	1448	759	839	1269	2372	796	473	520	1372	1021	929	348	722	642	1193
Trauma (Vehicular)	2084	11004	8818	7367	4222	5719	7011	12809	2411	2250	4499	7600	3963	4392	1713	4778	3876	7021
Unconscious	198	2988	1238	508	205	288	585	1201	214	171	200	584	289	330	196	291	304	532
<b>Grand Total</b>	<b>14006</b>	<b>47797</b>	<b>32436</b>	<b>38893</b>	<b>22912</b>	<b>18647</b>	<b>23467</b>	<b>50707</b>	<b>11012</b>	<b>10633</b>	<b>19510</b>	<b>29385</b>	<b>20898</b>	<b>17704</b>	<b>10027</b>	<b>21034</b>	<b>17658</b>	<b>28925</b>
Number of cases/ambulance	1254	1409	1342	1477	1285	1081	1214	1320	1180	959	1213	1377	1183	1265	1114	1335	1059	1267
Number of cases/Ambulance/day	3.4	3.9	3.7	4.0	3.5	3.0	3.3	3.6	3.2	2.6	3.3	3.8	3.2	3.5	3.1	3.7	2.9	3.5

**District Wise Emergency Cases Handled...contd (Apr 2013 – Mar 2014)**

EMERGENCY TYPE	SIVAGANGAI	THANJAVUR	THE NILGIRIS	THENI	THIRUVALLUR	THIRUVANNAMALAI	THIRUVARUR	THOOTHUKUDI	TIRUCHIRAPPALLI	TIRUNELVELI	TIRUPUR	VELLORE	VILLUPURAM	VIRUDHUNAGAR	Grand Total
Ambulance count	14	19	11	11	33	27	14	15	21	22	17	40	32	15	632
Accidental Poisoning	890	1405	274	1159	1473	1812	1156	770	1018	1264	1281	1669	2367	696	38061
Acute Abdomen	1267	2260	562	1202	3551	2913	1856	1098	1907	1713	1781	2827	3688	1109	60129
Allergic Reactions	14	20	3	10	35	30	18	8	15	13	20	21	23	3	586
Animal Attack	715	943	74	392	687	1337	634	361	886	568	388	968	1321	417	20727
Assault	899	1446	303	728	942	1188	948	764	1392	1407	923	1252	1332	662	33027
Behavioral	0	3	1	2	5	1	1	0	1	3	4	1	5	0	68
Cardiac/Cardio Vascular	1027	1563	529	1124	2716	1472	1226	804	1467	1513	2007	2162	1752	656	44985
Diabetes	122	160	69	197	437	300	155	142	225	258	306	449	348	112	7199
Disasters due to Natural elements	1	0	1	4	2	1	0	1	3	1	1	5	3	0	45
Environmentals	0	1	0	0	3	0	1	0	0	2	0	3	5	0	40
Epilepsy	389	668	189	389	1381	884	438	420	688	637	871	1077	1041	346	22587
Fevers / Infections	324	459	147	341	1147	934	682	408	829	1181	689	920	1267	650	21886
Fire/Burns	218	355	71	153	519	372	242	165	244	248	214	543	376	207	8201
Industrial	1	4	3	3	14	4	4	5	6	4	6	15	9	7	183
Neonatal(upto 1 month)	329	569	258	364	669	1120	255	512	664	551	501	2132	1107	474	21670
Others	423	657	289	368	1105	672	477	332	577	563	778	851	811	367	19838
Paediatric(1-12years)	20	39	11	19	80	56	15	17	30	29	24	76	36	27	1093
Pregnancy related	4727	7218	1943	4080	11017	12682	3818	4240	7794	6382	4849	16009	13338	5657	207492
Respiratory	419	832	295	456	1818	1028	663	503	816	1028	983	1351	1114	431	26898
Stroke/CerebroVascular Accidents	453	725	391	447	1447	895	610	501	878	828	980	1125	1126	456	25694
Suicide attempt	60	127	18	63	312	158	97	55	101	89	170	208	183	50	4082
Trauma (non Vehicular)	669	1077	431	723	1835	1166	797	637	1126	1121	1204	1374	1203	655	35466
Trauma (Vehicular)	4442	6031	669	2991	8661	5468	3148	3675	5814	5721	7413	8040	7057	3581	174248
Unconscious	245	428	157	236	1121	533	239	278	497	419	549	704	605	255	16588
<b>Grand Total</b>	<b>17654</b>	<b>26990</b>	<b>6688</b>	<b>15451</b>	<b>40977</b>	<b>35026</b>	<b>17480</b>	<b>15696</b>	<b>26978</b>	<b>25543</b>	<b>25942</b>	<b>43782</b>	<b>40117</b>	<b>16818</b>	<b>790793</b>
Number of cases/ambulance	1261	1427	608	1394	1226	1289	1287	1076	1316	1174	1526	1088	1267	1103	1251
Number of cases/Ambulance/day	3.5	3.9	1.7	3.8	3.4	3.5	3.5	2.9	3.6	3.2	4.2	3.0	3.5	3.0	3.4

**Annexure F: District Wise Kilometre Run & Kilometre / Litre Details**

Sl.No	District	Ambulance Count	During the month Mar 2014		Ambulance Count	Upto the month Apr' 13 - Mar'14	
			KM	Kmpl		KM	Kmpl
1	ARIYALUR	11	53057	8.97	11	663616	9.19
2	CHENNAI	32	86958	8.39	34	999443	8.28
3	COIMBATORE	23	107065	9.41	24	1172977	9.24
4	CUDDALORE	26	153096	9.55	26	1798822	9.85
5	DHARMAPURI	18	117810	9.14	18	1390194	8.80
6	DINDIGUL	17	86930	8.29	17	923372	8.37
7	ERODE	20	87941	8.38	19	1049557	8.51
8	KANCHEEPURAM	39	201551	9.21	39	2489301	9.39
9	KANYAKUMARI	10	39195	7.75	9	406678	7.58
10	KARUR	13	46228	8.47	11	549516	8.56
11	KRISHNAGIRI	16	110309	8.83	16	1173793	8.48
12	MADURAI	21	98280	9.77	21	1080036	10.01
13	NAGAPATTINAM	17	104411	8.69	18	1205027	8.79
14	NAMAKKAL	14	66968	8.91	14	782822	8.89
15	PERAMBALUR	9	42831	10.09	9	467765	10.23
16	PUDUKOTTAI	16	92204	10.26	16	1003888	10.13
17	RAMANATHAPURAM	18	105204	10.96	17	1117417	10.79
18	SALEM	24	126073	9.07	23	1390955	9.03
19	SIVAGANGAI	14	87409	9.09	14	933616	9.11
20	THANJAVUR	20	110054	8.85	19	1151829	8.80
21	THE NILGIRIS	11	42496	6.49	11	471652	6.38
22	THENI	11	66398	10.77	11	736041	10.82
23	TIRUPUR	17	102087	10.17	17	1236907	10.11
24	THIRUVALLUR	32	176815	9.65	33	2013582	9.63
25	THIRUVANNAMALAI	27	175741	10.32	27	2038984	10.30
26	THIRUVARUR	13	70858	9.79	14	928666	9.99
27	THOOTHUKUDI	14	70585	8.84	15	821161	8.80
28	TIRUCHIRAPPALLI	22	95796	9.67	21	1121592	9.94
29	TIRUNELVELI	23	130010	10.67	22	1489816	10.46
30	VELLORE	41	257015	9.16	40	2817481	9.17
31	VILLUPURAM	33	204713	8.70	32	2301284	8.67
32	VIRUDHUNAGAR	16	83497	10.05	15	974552	10.52
<b>TOTAL</b>		<b>638</b>	<b>3399585</b>	<b>9.24</b>	<b>632</b>	<b>38702342</b>	<b>9.28</b>

**Annexure G: Human Resources Details- Manpower count and Attrition Count (Mar'14)**

S. No	Associate Classification	Head Count								
		During the month (New)			Upto the month			Current Month		
		Male	Female	Total	Male	Female	Total	Male	Female	Total
1	Emergency Response Officers (CO/DOs/EROs)	0	0	0	40	43	83	65	76	141
2	CO/DO/ERO (Under Training)									
3	Assigned PDOs									
4	EMT (Trained)	24	30	54	175	163	338	983	476	1459
5	EMT (Under Training)									
6	Pilot (Trained)	0	0	0	514	0	514	1552	0	1552
7	Pilot (Under Training)									
8	Operations Staff	0	0	0	6	0	6	56	0	56
9	Support Staff	0	0	0	34	12	46	77	30	107
Total		24	30	54	769	218	987	2733	582	3315

SI No.	Associate Attrition	Attrition Count					
		During the month			Up to the month		
		Male	Female	Total	Male	Female	Total
1	Emergency Response officers (ERO)	1	3	4	38	43	81
2	EMT	8	8	16	126	110	236
3	Pilot	22	0	22	298	0	298
4	Operations Staff	0	0	0	16	0	16
5	Support Staff	1	0	1	30	16	46
Total		32	11	43	508	169	677

## Annexure H: District Wise Hospital MoU Details

The number of MoU's signed with private hospital in Mar 2014 is zero.

Total MoU's signed with private hospitals from 15<sup>th</sup> Sep '08 to 31<sup>st</sup> Mar 2014 =1806.

## Annexure I – Call and Dispatch Average Handle Time

S No	Call / Dispatch Time Break-Up	During the Month Time (HH:MM:SS)	Greater than Average in %	Up to the Month Time (HH:MM:SS)
1	Average Call to Dispatch Time	0:03:17	40%	00:04:02
2	Average Time taken from Base to Scene/Incident	0:16:59	41%	00:17:01
3	Average Time taken at the Scene / Incident Location	0:11:49	45%	00:11:27
4	Average Time taken from Scene to Hospital	0:34:29	45%	00:34:30
5	Average Time taken from Call to Hospital	1:06:41	43%	01:06:46


Mar 2014 - Call to scene Split up								
Call to scene	IFT	IFT %	IFT Rural	IFT Urban	NON - IFT	NON- IFT %	Non IFT Rural	Non IFT Urban
0- 5 min	6230	22.8	4312	1918	2075	4.9	1282	793
5- 10 min	5338	19.6	3310	2028	6889	16.3	3954	2935
10 - 15 min	2309	8.5	1556	753	7558	17.8	4897	2661
15 - 20 min	2561	9.4	1921	640	6813	16.1	5012	1801
20 - 25 min	2558	9.4	2042	516	5549	13.1	4491	1058
25 - 30 min	2145	7.9	1727	418	4125	9.7	3521	604
30 - 35 min	1766	6.5	1460	306	3080	7.3	2672	408
35 - 40 min	1320	4.8	1072	248	2179	5.1	1909	270
40 - 45 min	978	3.6	806	172	1378	3.3	1243	135
45 - 50 min	664	2.4	548	116	900	2.1	818	82
50 - 55 min	423	1.6	359	64	609	1.4	559	50
55 - 60 min	247	0.9	212	35	388	0.9	360	28
> 60 min	751	2.8	596	155	826	1.9	735	91
<b>Total cases</b>	<b>27290</b>	<b>100.0</b>	<b>19921</b>	<b>7369</b>	<b>42369</b>	<b>100.0</b>	<b>31453</b>	<b>10916</b>

Mar 2014 - Call to hospital Split up								
Call to hospital	IFT	IFT %	IFT Rural	IFT Urban	NON IFT	NON- IFT %	Non IFT Rural	Non IFT Urban
0 -10 min	33	0.1	22	11	233	0.6	142	91
10 -20 min	245	0.9	90	155	1920	5.2	1097	823
20 - 30 min	780	2.9	354	426	4109	11.2	2385	1724
30 - 40 min	1673	6.1	988	685	5609	15.3	3684	1925
40 - 50 min	2504	9.2	1858	646	5929	16.1	4471	1458
50 - 60 min	3068	11.2	2441	627	5305	14.4	4362	943
>60 min	18987	69.6	14168	4819	13631	37.1	11790	1841
<b>Total cases</b>	<b>27290</b>	<b>100.0</b>	<b>19921</b>	<b>7369</b>	<b>36736</b>	<b>100.0</b>	<b>27931</b>	<b>8805</b>


	IFT			Non-IFT		
District	Call - Wheel	Base - Scene	Call to Scene	Call - Wheel	Base - Scene	Call to Scene
ARIYALUR	0:02:41	0:16:38	0:19:19	0:03:32	0:24:27	0:27:59
CHENNAI	0:03:27	0:10:23	0:13:49	0:03:48	0:10:07	0:13:54
COIMBATORE	0:02:34	0:11:20	0:13:54	0:03:21	0:11:46	0:15:07
CUDDALORE	0:03:03	0:15:01	0:18:04	0:03:46	0:20:30	0:24:16
DHARMAPURI	0:02:43	0:17:26	0:20:09	0:03:25	0:20:03	0:23:28
DINDIGUL	0:02:34	0:14:06	0:16:40	0:03:17	0:16:58	0:20:15
ERODE	0:02:54	0:12:58	0:15:52	0:03:20	0:14:10	0:17:30
KANCHEEPURAM	0:03:08	0:16:00	0:19:07	0:03:39	0:16:05	0:19:43
KANYAKUMARI	0:02:33	0:16:35	0:19:08	0:03:11	0:14:53	0:18:04
KARUR	0:02:31	0:14:32	0:17:03	0:03:23	0:17:58	0:21:21
KRISHNAGIRI	0:02:34	0:17:00	0:19:34	0:03:21	0:22:50	0:26:11
MADURAI	0:02:49	0:15:38	0:18:27	0:03:33	0:15:36	0:19:09
NAGAPATTINAM	0:03:04	0:17:45	0:20:48	0:03:46	0:20:58	0:24:43
NAMAKKAL	0:03:07	0:11:50	0:14:57	0:03:19	0:16:18	0:19:37
PERAMBALUR	0:02:44	0:19:44	0:22:28	0:03:31	0:21:16	0:24:48
PUDUKOTTAI	0:02:57	0:18:29	0:21:26	0:03:37	0:19:49	0:23:25
RAMANATHAPURAM	0:02:39	0:18:32	0:21:11	0:03:24	0:20:56	0:24:20
SALEM	0:02:50	0:16:03	0:18:53	0:03:25	0:17:43	0:21:08
SIVAGANGAI	0:02:41	0:16:52	0:19:33	0:03:23	0:18:28	0:21:51
THANJAVUR	0:03:13	0:19:00	0:22:13	0:03:39	0:20:28	0:24:06
THE NILGIRIS	0:03:05	0:23:18	0:26:23	0:03:16	0:24:01	0:27:17
THENI	0:02:37	0:15:12	0:17:49	0:02:57	0:14:57	0:17:54
THIRUVALLUR	0:03:03	0:16:30	0:19:33	0:03:45	0:18:45	0:22:29
THIRUVANNAMALAI	0:03:09	0:21:04	0:24:13	0:03:43	0:22:26	0:26:09
THIRUVARUR	0:03:00	0:16:52	0:19:52	0:03:59	0:19:54	0:23:53
THOOTHUKUDI	0:02:46	0:20:03	0:22:49	0:03:16	0:19:38	0:22:54
TIRUCHIRAPPALLI	0:02:39	0:17:22	0:20:01	0:03:24	0:19:30	0:22:54
TIRUNELVELI	0:02:50	0:18:19	0:21:08	0:03:28	0:18:22	0:21:50
TIRUPUR	0:02:52	0:13:23	0:16:15	0:03:28	0:15:19	0:18:47
VELLORE	0:02:53	0:15:02	0:17:55	0:03:26	0:17:06	0:20:31
VILLUPURAM	0:03:02	0:18:06	0:21:08	0:03:45	0:22:32	0:26:17
VIRUDHUNAGAR	0:02:45	0:19:39	0:22:23	0:03:16	0:20:12	0:23:28
<b>State Average</b>	<b>0:02:54</b>	<b>0:16:16</b>	<b>0:19:10</b>	<b>0:03:32</b>	<b>0:17:57</b>	<b>0:21:29</b>

## Annexure J: Interesting Emergency Case


### Emergency case 1

Case ID	1402343	
Date	04-04-2014	
Assign Time	20:07:00 AM	
Ambulance Location	Krishnagiri Neonatal ambulance	
District	Krishnagiri	
Name of EMT	Mrs.V.Sivagami	
ID Number	O30607	
Name of Pilot	Mr. D.Suresh	
ID Number	24498	
Patient details		
Age	1 day	
Gender	Male	
Name	Baby of Saraswathi	
Emergency Type	Birth asphyxia with Neonatal Seizures	
Level of Consciousness	Conscious	
Case Details (Description)	<p>on April 4th, our Krishnagiri neonatal ambulance recieved a call from DO stating that Baby of Saraswathy, one day old male neonate with birth weight of 1.55kg was referred from Kuruparapalli PHc to Krishnagiri General hospital for the complaints of birth asphyxia and seizures. Immediately Our NEMT reached the scene and assessed the neonate. the vitals were HR- 106b/m, RR- 38b/m, Cry and movements- present, Skin color- pink, SpO2- 65% (without oxygen support), CBG- 26mg/dl. The neonate was intubated at the referral centre. Our NEMT recieved the neonate after Pre- arrival stabilization. with Oxygen support 6l/m and Inj.Calcium gluconate was adminstered with 2ml/ kg with equal parts of 10%D. As per NERCP Dr.R.Vidhya advice, 10% D 2ml /kg bolus was adminstered.BVM was adminstered with 6l/m oxygen support.frequent suctioning was done and Naso gastric tube was inserted for abdominal decompression and frequent endotracheal tube position was checked and suctioning was done, then the neonate was safely shifted to Krishnagiri general hospital with stable vitals were HR- 132b/m, RR- 42b/m, Cry and movements- present, Skin color- pink, SpO2- 74% (without oxygen support), CBG-96mg/dl.</p>	
Photographs/Media		
Report/ Appreciation Letter		

## Emergency Case – 2

Case Details Format	
Case ID	1135363
Date	19.03.14
Assign Time	06:14
Ambulance Location	Nannilam GH
District	Thiruvarur
Name of EMT	T. Ragukumar
ID Number	16075
Name of Pilot	K. Ayyappan
ID Number	18017
	
Patient details	Patient receiving Pre hospital care while enroute to hospital
Age	20
Gender	Male
Name	Mr. Abdul Fazith
Contact Number (Patient / informer)	Mr. Ramesh/9962370068
Emergency Type	Road Traffic Accident
Level of Consciousness	Concious
Case Details	<p>On 19th March 2014, at about 6:14pm, Mr. Abdul Fazith a 20yrs male met with an accident. He was riding a speeding bike on the highway and suddenly had to apply brakes. His bike slipped and he fell down sliding on the roadside. He was immediately become unconscious after the incident. A Good Samaritan stopped to help and called 108 services.</p> <p>Our ambulance at Nannilam GH was dispatched for the same. Our EMT and Pilot attended the call. On reaching the scene they saw the victim lying in a pool of blood, unconscious and not responding to any stimuli. An en-route assessment of the vitals recorded were RR 8/min, Pulse 120/min, BP 90/60mmHg, SpO2 86%, Pupils Bilaterally sluggish constricted and GCS E1V2M3.</p>
Prehospital Care Provided	<p>All information was shared with our ERCP Dr. Jagadeesh. Accordingly treatment given was Wound care done, IV access, OPA inserted and Airway checked for patency. Oxygen supply provided, IV fluid RL and Inj. Tramadol in IV NS given.</p> <p>The victim's condition had improved slightly as vitals recorded at the time of handing over were BP 96/66mmHg, SpO2 97%; other vitals remained same without any changes as before. A 48 hr follow up done and the patient's relatives were grateful, to our prompt emergency services, which had acted swiftly &amp; saved the life of the victim.</p>
Additional Challenges	Critically injured victim
Photographs**	

### Emergency Case – 3

Case Details Format	
Case ID	1143100
Date	20.3.14
Assign Time	02:27
Ambulance Location	Avadi
District	Thiruvallur
Name of EMT	Brijitha
ID Number	37819
Name of Pilot	Sanjay gandhi
ID Number	40627
	
Patient details	Mother and child safely getting transported in 108 Ambulance
Age	20
Gender	Female
Name	Rekha
Contact Number (Patient / informer)	9842367130
Emergency Type	Delivery assisted in ambulance
Level of Consciousness	Alert and oriented
Case Details	<p>To reduce infant and mother mortality rate, institutional delivery is most desirable and Rekha's family of Avadi also believe this hence they called 108 when Rekha, a 20 yrs. old had labor pain. Our team at location of Avadi consisting of EMT and Pilot rushed to the scene.</p> <p>Rekha was pregnant for the 1st time and had labor pain with leaking amniotic fluid. Delivery was imminent so EMT decided to immediately shift her to the 108 ambulance. Halogen lamp was switched on, BSI precautions were taken and delivery kit was prepared and ambulance parked aside to conduct the delivery in the ambulance. At that time, her vitals were: LOC-conscious; Pulse-100 beats/min. and regular; Respiration Rate-20/min; BP-100/68 mm. of Hg; SpO2-98%; Skin-pink and Pupils-normal.</p>
Prehospital Care Provided	<p>It was a breech presentation. ERCP Dr.Vignesh was consulted. He advised to access IV line and to shift the patient to the hospital. EMT carefully delivered the fetus. Once body was out she checked the neck and found 3 rounds of umbilical cord around the neck. She slipped the cord from the neck carefully. She utilized Marshal Burns Technique (holding fetus from the pelvis and thighs while it is coming out). All neonatal resuscitation steps-drying, wrapping, suctioning the baby's mouth and stimulating the baby were taken. Baby's APGAR score was 10/10. Post delivery EMT provided Oxygen - 6litres/min , started infusion of RL (500ml) and Inj. Oxytocin to the mother. Baby had a Pulse Rate of-134 beats/min; Respiration Rate of-38/min and the skin was pink. Both mother and newborn got shifted to Kilpauk Medical college and Hospital in a good health</p>
Additional Challenges	Breech Delivery
Photographs**	

## Annexure K – Important Events & Photographs

**Event:** Advantage of using Neonatal ambulance was demonstrated by the Salem Neonatal ambulance Team at Deputy Director Office, Salem on 3<sup>rd</sup> March 2014. Around 25 VHN's participated in the event.



**Event:** Good Samaritan day celebrated at Chennai on 13<sup>th</sup> March 2014. Good Samaritan and the beneficiaries were called and felicitated for their good work done by the Samaritan. Mr. Gobinath, Actor and RJ chaired the event and appreciated the work done by 108 team.



### Other Events:

- EDD/HRP data follow up thro VHN/Preg Mothers in every district by deputing an EMT in Major Govt Institutions.
- Hot Spot analysis done in all locations to identify zero call villages and demo carried out in that villages to improve the utilisation.

**Annexure L: AN – Cases Monthly Report (Mar '14)**

AN - Cases Monthly Report									
For the month of Mar 2014									
S No	District Name	Number of cases lifted thro' ERC to PHC	Number of cases lifted thro' ERC to GH/MC	Number of cases referred by PHC	Number of cases referred by GH	Total Pregnancy Cases	Number of cases re-referred by FRU to Higher Level Institutions	Number of cases re-referred by referred institutions	Total Cases Re-referred
1	ARIYALUR	116	68	164	38	397	1	-	1
2	CHENNAI	13	131	52	41	599	-	-	-
3	COIMBATORE	106	124	223	63	580	-	-	-
4	CUDDALORE	131	315	309	152	933	6	-	6
5	DHARMAPURI	164	65	350	29	628	-	-	-
6	DINDIGUL	100	87	266	40	509	-	-	-
7	ERODE	93	44	175	35	431	-	-	-
8	KANCHEEPURAM	306	199	527	99	1139	-	-	-
9	KANYAKUMARI	11	30	166	48	289	1	-	1
10	KARUR	61	61	103	27	269	-	-	-
11	KRISHNAGIRI	211	135	360	63	808	-	-	-
12	MADURAI	126	125	358	94	772	-	-	-
13	NAGAPATTINAM	17	131	115	63	378	-	-	-
14	NAMAKKAL	121	45	152	22	337	-	-	-
15	THE NILGIRIS	36	32	65	45	185	-	-	-
16	PERAMBALUR	78	45	121	9	257	-	-	-
17	PUDUKOTTAI	164	201	173	80	593	-	-	-
18	RAMANATHAPURAM	99	133	136	42	458	-	-	-
19	SALEM	167	103	402	47	738	-	-	-
20	SIVAGANGAI	89	144	166	74	514	-	-	-
21	THANJAVUR	124	261	225	44	698	-	-	-
22	THENI	21	71	231	88	417	-	-	-
23	THIRUVALLUR	185	196	460	115	1042	-	-	-
24	THIRUVANNAMALAI	300	178	442	71	1044	-	-	-
25	THIRUVARUR	29	122	121	70	341	-	-	-
26	THOOTHUKUDI	44	107	229	70	418	-	-	-
27	TIRUCHIRAPPALLI	190	173	297	70	755	-	-	-
28	TIRUNELVELI	44	80	330	103	595	-	-	-
29	TIRUPUR	90	109	245	40	471	-	-	-
30	VELLORE	307	117	724	268	1504	-	-	-
31	VILLUPURAM	376	218	524	105	1266	-	-	-
32	VIRUDHUNAGAR	135	105	192	39	485	-	-	-
<b>Total</b>		<b>4054</b>	<b>3955</b>	<b>8403</b>	<b>2194</b>	<b>19850</b>	<b>8</b>	<b>0</b>	<b>8</b>

# Annexure M: Neonatal ambulance cases (Mar'14)

Neonatal Cases Admission -March'14					
S.No	District	Location	Referral Hospital		Destination Hospitals
			Hospitals name	No.of cases	
1	MADURAI	VALAYANKULAM PHC NEONATAL	DINDIGUL GH	2	MADURAI GRH
			KARAIKUDI GH	1	
			KARAIKUDI NEW GH	1	
			KARIYAPATTI GH	1	
			KARUNGALKUDI PHC	1	
			MELAKKAL PHC	1	
			MELUR GH	4	
			MUSUTTAIKKURICHCHI PHC	1	
			PALANI GH	2	
			SAMAYANALLUR PHC	2	
			SIVAGANGA MCH	1	
			SIVAKASI GH	1	
			THENI MEDICAL COLLEGE HOSPITAL	1	
			THIRUMANGALAM GH	12	
			THIRUPARANKUNDRAM PHC	1	
			USILAMPATTI GH	8	
			VADIPATTI GH	2	
			VALAYANKULAM PHC	1	
			VELLALORE PHC	1	
			RAMNAD GH	1	
			KOTTAMPATTI PHC	1	MELUR GH
			USILAMPATTI GH	2	Not an emergency
			<b>VALAYANKULAM PHC NEONATAL-TOTAL</b>	<b>48</b>	
2	DHARMAPURI	DHARMAPURI MEDICAL COLLEGE	ALAPATTI PHC	1	DHARMAPURI MEDICAL COLLEGE HOSPITAL
			BANDAHALLI PHC	2	
			CHINNAKUPPAM PHC	3	
			CHINTHALAPADI PHC	1	
			ERIYUR PHC	5	
			HANUMANTHAPURAM PHC	2	
			HARUR GH	11	
			HOSUR GH	2	
			INDUR PHC	2	
			JEKKASAMUDRAM PHC	2	
			KADAMADAI PHC	1	
			KAMBAINALLUR PHC	1	
			KARIMANGALAM PHC	2	
			KRISHNAGIRI GH	1	
			LALIGAM PHC	1	
			MORAPPUR PHC	7	
			NAGADESAMPATTY PHC	1	
			NULAHALLI PHC	3	
			PALACODE GH	1	
			PALAYAMPUDUR PHC	3	
			PANCHAPALLI PHC	1	
			PERIYAMPATTI PHC	3	
			PERUMPALAI PHC	1	
			PULIKARAI PHC	3	
			THOPPUR PHC	1	
			THURINJIPATTI PHC	1	
			TIRUPATTUR GH	1	
			THANGAMHOSPITAL	1	S.K.S PVT HOSPITAL
			DHARMAPURI MEDICAL COLLEGE HOSPITAL	2	SALEM MEDICAL COLLEGE HOSPITAL
			HARUR GH	2	
			VELLAR PHC	1	
			OM SHAKTHI HOSPITAL	1	Not an emergency
			ERIYUR PHC	1	
			BANDAHALLI PHC	1	
			<b>DHARMAPURI MEDICAL COLLEGE TOTAL</b>	<b>72</b>	
3	CUDDALORE	CUDDALORE GH NEONATAL	CHIDAMBARAM GH	1	CUDDALORE GH
			KARAIKADU PHC	3	
			KULLANCHAVADI PHC	1	
			KURINJIPADI GH	2	
			MARUNGUR PHC	1	
			PANRUTI GH	2	
			PATTAVAKKAM PHC	1	
			PUDUCHATHIRAM PHC	1	
			SIRUMANGALAM PHC	1	
			THIRUCHOPURAM PHC	1	
			THONDAMANATHAM PHC	1	
			VADALUR PHC	3	
			CUDDALORE GH	1	JIPMER, PONDY
			VRIDHACHALAM GH	1	MUNDIAMBARKAM MCH, VILLUPURAM
			PANRUTI GH	1	
			CUDDALORE GH	1	RAJIV GANDHI GH FOR W&C
			KATTUMANNAR KOIL GH	1	RMMCH CHIDAMBARAM
			KURINJIPADI GH	1	Not an emergency
			<b>CUDDALORE GH NEONATAL TOTAL</b>	<b>24</b>	

Neonatal Cases Admission -March'14					
S.No	District	Location	Referral Hospital		Destination Hospitals
			Hospitals name	No.of cases	
4	KANCHIPURAM	KANCHIPURAM - NEONATAL	ADI ANNAMALAI PHC	2	ICH
			CHEYAR GH	1	
			CHENGALPET MCH	4	
			KANCHIPURAM GH	11	
			MADURANTAKAM GH	2	
			PANRUTI PHC	1	
			TIRUVANNAMALAI GH	1	
			VADAMATHIMANGALAM PHC	1	
			MUNDIAMBakkam MCH	2	
			NERUMBUR PHC	1	
			ELICHUR PHC	1	KANCHIPURAM GH
			PANAPAKKAM PHC	1	
			NALLUR PHC , TV MALAI	1	
			SINGAPERUMAL KOIL PHC	1	CHENGALPET MCH
			VAZHUR PHC	1	
			WALAJABAD PHC	1	
			<b>KANCHIPURAM - NEONATAL - TOTAL</b>	<b>32</b>	
5	CHENNAI	ICH	ADYAR CHC	1	ICH
			ARAKONAM GH	8	
			KILPAUK MCH	4	
			RSRM	1	
			IOG EGMORE	3	
			AYANAVARAM CHC	3	
			KODAMBAKKAM CHC	11	
			PERAMBUR RAILWAY HOSPITAL	1	
			SAIDAPET GH	5	
			SHENOY NAGAR PHC	3	
			SOLAIAPPAN PHC	1	
			DHANUSH NIKHAT PRIVATE HOSPITAL	1	
			KAVARAPETTAI PHC	1	
			KANCHIPURAM GH	1	
			TAMBARAM GH	1	
			KUNDRATHUR PHC	2	
			MANGADU PHC	1	
			MINJUR PHC	3	
			MOLACHUR PHC	1	
			NEW CENTURY HOSPITAL	1	
			PADI URBAN HEALTH CENTRE	1	
			PADIYANALLUR PHC	2	
			PERUMAL PATTU PHC	1	
			PULIYANTHOPE CHC	3	
			RAGAVI PVT HOSP	1	
			REDHILLS PHC	1	
			THIRUVALLUR GH	4	
			THIRUVOTRIYUR PHC	2	
			THORAIPAKKAM PHC	1	
			TIRUPATTUR GH	2	
			PONNAMALLEE GH	1	
			PONNERI GH	7	
			MADARAPAKKAM PHC	1	
			NARAVARIKUPPAM PHC	1	
			PERAMBUR RAILWAY HOSPITAL	1	KMCH
			KODAMBAKKAM CHC	1	
			MANGADU PHC	1	
			ICH	1	IOG EGMORE
			AMMUR PHC	1	
			ICH	2	
			THIRUVALLUR GH	1	
			PONNERI GH	1	
			PONNAMALLEE GH	1	
			ICH	1	MMC
			KMCH	1	STANLEY GH
			ICH	3	EYE HOSPITAL, EGMORE
			ICH	1	ROYAPETTAH GH
			AMMA PRIVATE HOSPITAL	1	Not an emergency
			TIRUTTANI GH	2	
			<b>ICH TOTAL</b>	<b>100</b>	

Neonatal Cases Admission -March'14					
S.No	District	Location	Referral Hospital		Destination Hospitals
			Hospitals name	No.of cases	
6	CHENNAI	TRIPLICANE- NEO II	ADYAR CHC	3	ICH
			ALANDHUR CORPORATION HOSPITAL	1	
			ANAKKAPUTHUR PHC	1	
			ANDIAPPANUR PHC	1	
			ARAKONAM GH	1	
			AVADI PHC	1	
			KMC	2	
			GOSHA	4	
			RSRM	2	
			IOG EGMORE	2	
			AYANAVARAM CHC	2	
			KODAMBAKKAM CHC	1	
			MMM	1	
			DHANUSH NIKHAT PRIVATE HOSPITAL	1	
			K.K.NAGAR ESI HOSPITAL	1	
			CHENGALPET MCH	2	
			TAMBARAM GH	4	
			KELAMBAKKAM PHC	1	
			MANGADU PHC	1	
			MEDAVAKKAM PHC	4	
			KUNDRATHUR PHC	1	
			MIRSAHIB PET CHC	2	
			PERUMAL PATTU PHC	1	
			PONNUR PHC	1	
			POONAMALLEE PHC	1	
			PORUR PHC	1	
			PULIYANTHOPE CHC	1	
			SAIDAPET CHC	4	
			VELLORE MCH (ADUKKAMPARAI)	2	
			TIRUVANNAMALAI GH	2	
			THIRUVALLUR GH	1	
			MADARAPAKKAM PHC	1	
			SHENOY NAGAR PHC	1	KILPAUK MCH
			STEDFORD HOSPITAL	1	IOG EGMORE
			ICH	2	
			SOLAIAPPAN PHC	1	STANLEY MCH
			STANLEY MCH	1	RSRM
			ADYAR CHC	4	SAIDAPET CHC
			ICH	1	MMC
			GOSHA	1	
			ICH	1	GOSHA
			ADI ANNAMALAI PHC	1	Not an emergency
			KMC	1	
			SOLINGANALLUR PHC	1	
			KANCHIPURAM GH	1	
			<b>TRIPLICANE- NEO II- TOTAL</b>	<b>71</b>	
7	CHENNAI	NEO NATAL CIFT- TIRUPATHUR GH	ALANGAYAM PHC	3	TIRUPATTUR GH
			ANDIAPPANUR PHC	5	
			ARANGALDURGAM PHC	1	
			JOLARPETTAI PHC	3	
			KADIRAMPATTU PHC	1	
			KAJALNAICKENPATTI PHC	1	
			KAKANAMPALAYAM PHC	1	
			KORATTI PHC	1	
			KUNICHI PHC	4	
			MELSANARKUPPAM PHC	1	
			NATRAMPALLI PHC	7	
			PACHUR PHC	1	
			PERAMPATTU PHC	2	
			PUDUPETTAI PHC _ VELLORE	11	
			PUDURNADU PHC	2	
			UTHANGARAI GH	1	
			VANIYAMPADI GH	3	
			NARIAMPATTU PHC	1	GUDIYATTAM GH
			SINGARAPETTAI PHC	1	KRISHNAGIRI GH, KRISHNAGIRI
			TIRUPATTUR GH	2	DHARMAPURI MEDICAL COLLEGE HOSPITAL
			TIRUPATTUR GH	2	VELLORE MCH (ADUKKAMPARAI)
			VANIYAMPADI GH	1	Not an emergency
			ANDIAPPANUR PHC	1	
			KABALIPURAM GH	1	ICH
			TIRUPATTUR GH	1	
			<b>NEO NATAL CIFT- TIRUPATHUR GH - TOTAL</b>	<b>58</b>	

Neonatal Cases Admission -March'14					
S.No	District	Location	Referral Hospital		Destination Hospitals
			Hospitals name	No.of cases	
8	KRISHNAGIRI	KRISHNAGIRI GH -NEO	ALAPATTI PHC	1	KRISHNAGIRI GH
			BARGUR PHC	1	
			BELRAMPALLY PHC	1	
			DENKANIKOTTAI GH	1	
			GURUBARAHALLI PHC	2	
			KAPPALVADI PHC	2	
			KAVERIPATTINAM PHC	3	
			MEKALACHINNAMPALLI PHC	2	
			NACHAIKUPPAM PHC	5	
			PERUGOPANAPALLI PHC	1	
			RAYAKOTTAI PHC	1	
			SHOOLAGIRI PHC	2	
			KRISHNAGIRI GH,	1	SALEM MEDICAL COLLEGE HOSPITAL
			ALAPATTI PHC	1	
			PUDUPETTAI PHC VELLORE	1	TIRUPATTUR GH
			NATRAMPALLI PHC	1	
			VANIYAMPADI GH	1	VELLORE MCH (ADUKKAMPARAI)
			DENKANIKOTTAI GH	1	HOSUR GH
			BERIGAI PHC	2	
			HOSUR GH	1	DHARMAPURI MEDICAL COLLEGE HOSPITAL
			KRISHNAGIRI GH	3	
			PANCHAPALLI PHC	1	
			POCHAMPALLI GH	1	
			UTHANGARAI GH	1	
			ALAPATTI PHC	1	Not an emergency
			HOSUR GH	1	
			KRISHNAGIRI GH	2	
			<b>KRISHNAGIRI GH- Neonatal ambulance total</b>	<b>41</b>	
9	PUDUKOTTAI	RANI'S GH NEONATAL	RANIS MATERNITY GH	3	RAJA MIRASDAR GH, THANJAVUR
			PUDUKOTTAI GH, PUDUKOTTAI	1	
			ALANGUDI GH	1	RANIS MATERNITY GH
			ANDAKULAM PHC	1	
			ARANTHANGI GH	7	
			ARAYAPATTY PHC	1	
			ATHANAKOTTAI PHC	1	
			ILUPUR GH	2	
			KAVERINAGAR PHC	1	
			KONAPET PHC	1	
			MUKKANNAMALAIPATTI PHC	1	
			PARAMBUR PHC	3	
			PERUNGALUR PHC	1	
			VALAYAPATTI GH	1	
			THIRUMAYAM GH	1	
			VALLATHARAKOTTAI PHC	1	
			VISALIKOIL PHC	1	
			VARAPPUR PHC	1	
			RANIS MATERNITY GH,	1	TRICHY GH
			<b>RANI'S GH NEONATAL total</b>	<b>30</b>	
10	VIRUDHUNAGAR	VIRUDHUNAGAR GH NEONATAL	AVUDAYAPURAM PHC	2	VIRUDHUNAGAR GH, VIRUDHUNAGAR
			KALKURICHI PHC	1	
			KANNISERIPUDUR PHC	1	
			MALLANKINARU PHC	1	
			RAJAPALAYAM GH	1	
			SRIVILLIPUTUR GH	3	
			ACHAMMAL CLINIC	1	MADURAI GRH
			ARUPUKOTTAI GH	4	
			MUDUKANKULAM PHC	1	
			RAJAPALAYAM GH	2	
			THIRUMANGALAM GH	1	
			VIRUDHUNAGAR GH	2	
			PPS PVT. HOSP	1	ARUPUKOTTAI GH
			PANDALKUDI PHC	1	
			<b>VIRUDHUNAGAR GH NEONATAL-TOTAL</b>	<b>22</b>	

Neonatal Cases Admission -March'14					
S.No	District	Location	Referral Hospital		Destination Hospitals
			Hospitals name	No.of cases	
11	TUTICORIN	THOOTHUKUDI GH NEONATAL	CRUSPURAM PHC	1	TUTICORIN MEDICAL COLLEGE AND HOSPITAL
			ERAL PHC	2	
			KAYALPATTANAM GH	1	
			KOVILPATTI GH	1	
			KULATHUR PHC	1	
			OTTAPIDARAM GH	1	
			PARAMANKURICHI PHC	1	
			PASUVANTHANAI PHC	1	
			PETMANAGARAM PHC	1	
			PUDUKOTTAI PHC	1	
			SEBATHAYAPURAM PHC	1	
			TIRUCHENDUR GH	2	
			UCHINATHAM PHC	1	
			VILATHIKULAM GH	2	
			KOVILPATTI GH	11	TIRUNELVELI MEDICAL COLLEGE HOSPITAL
			VILATHIKULAM GH	1	KOVILPATTI GH
			<b>TUTICORIN NEONATAL AMBULANCE-TOTAL</b>	<b>29</b>	
12	T.V.MALAI	THIRUVANNAMALAI GH NEONATAL	ADI ANNAMALAI PHC	1	TIRUVANNAMALAI GH
			AVALURPETTAI PHC	2	
			CHENGAM GH	2	
			CHENNASAMUTHIRAM PHC	2	
			ILAMKUNNI PHC	1	
			KADALADI PHC	1	
			KEEZHPENNATHUR PHC	2	
			PADAGAM PHC	1	
			PAVITHRAM PHC	1	
			PERUNGULATHUR PHC	1	
			PONNUR PHC	1	
			PUDUPALAYAM PHC	1	
			REDDIYARPALAYAM PHC	1	
			SOMASIPADI PHC	1	
			SU.VALAVETTI PHC	1	
			SEGUDALUR PHC	1	
			THURINJAPURAM PHC	1	
			ELANGURI PHC	1	
			MANGALAM PHC	1	
			THANIPADI GH	1	
			CHETPET PHC	1	VELLORE MCH (ADUKKAMPARAI)
			TIRUVANNAMALAI GH	1	ICH
			TIRUVANNAMALAI GH	1	
			TIRUVANNAMALAI GH	1	Not an emergency
			ADI ANNAMALAI PHC	2	
			<b>THIRUVANNAMALAI GH NEONATAL-TOTAL</b>	<b>30</b>	
13	VELLORE	WALLAJAH GH NEONATAL	ALAMELUMANGAPURAM PHC	2	VELLORE MCH (ADUKKAMPARAI)
			AMMUR PHC	1	
			ARANI GH	1	
			ARUNKUNDRAM PHC	1	
			BANAVARAM PHC	6	
			CHEYYAR GH	1	
			GUDIYATTAM GH	1	
			KALAVAI GH	1	
			KARADIKUPPAM PHC	1	
			LALAPET PHC	3	
			MELPADI PHC	2	
			MELVISHARAM PHC	1	
			SENUR PHC	1	
			SHOLINGUR GH	1	
			PONNAI PHC	2	
			THIRUVALAM PHC	2	
			USSOOR PHC	1	
			VELLORE GH (PENTLAND)	1	
			VILAMPAKKAM PHC	1	
			WALLAJAPET GH	5	
			PUDUPADI PHC	1	WALLAJAPET GH
			AMMUR PHC	1	
			KARADIKUPPAM PHC	1	
			KAVERIPAKKAM PHC	2	
			KODAIKAL PHC	1	
			LALAPET PHC	1	
			RANIPETTAI URBAN PHC	1	
			PUDUPADI PHC	1	
			SUMAITHANGI PHC	1	
			THIMIRI PHC	1	
			KAVERIPAKKAM PHC	1	KANCHIPURAM GH
			MELKULATHUR PHC	1	
			NATHERI PHC	1	
			AMMUR PHC	1	ICH
			<b>WALLAJAH GH NEONATAL- TOTAL</b>	<b>50</b>	

Neonatal Cases Admission -March'14					
S.No	District	Location	Referral Hospital		Destination Hospitals
			Hospitals name	No.of cases	
14	THIRUNELVELI	TIRUNELVELI MEDICAL COLLEGE HOSPITAL NEONATAL	ACHANPUDHUR PHC	1	TIRUNELVELI MEDICAL COLLEGE HOSPITAL
			ALANGULAM PHC	2	
			CHERAMANDEVI GH	2	
			CHOKKAMPATTI PHC	1	
			KALINGAPATTI PHC	2	
			KALLUR PHC	1	
			KARASALPATTI PHC	1	
			KOVILPATTI GH	4	
			MADATHUPATTI PHC	1	
			MUKKUDAL PHC	1	
			NETTUR PHC	1	
			PATTAMADAI PHC	1	
			PULIYANKUDI GH	1	
			RAYAGIRI PHC	1	
			SANKARANKOIL GH	2	
			SENKOTTAI GH	1	
			SRIVAİKUNDAM GH	1	
			SURANDAI PHC	2	
			TENKASI GH	5	
			VASUDEVANALLUR PHC	2	
			VEERANAM PHC	1	
			VIKRAMASINGAPURAM PHC	1	
			VASUDEVANALLUR PHC	1	
			KALAKAD GH	1	Not an emergency
			<b>TIRUNELVELI MEDICAL COLLEGE HOSPITAL NEONATAL-TOTAL</b>	<b>37</b>	
15	THANJAVUR	RMH NEONATAL	ADHIRAMPATTINAM GH	1	RAJA MIRASDAR GH
			AMMAPETTAI PHC	1	
			ARIYALUR GH	3	
			KUMBAKONAM GH	7	
			MANI PRIVATE HOSPITAL	1	
			MANNARKUDI GH	6	
			MELATTUR PHC	2	
			NARITHEVANKUDIKADU PHC	1	
			PANDAVADAI PHC	1	
			PAPANASAM PHC	1	
			PATTUKKOTTAI GH	5	
			SILATHUR PHC	1	
			THIRUVAIYARU GH	3	
			VELLAVIDUTHY PHC	1	
			THIRUVALAMPOZHIL PHC	1	
			RAJA MIRASDAR GH	1	THANJAVUR MEDICAL COLLEGE HOSPITAL
			ARIYALLUR GH	1	Not an emergency
			KABISTHALAM PHC	2	
			PAPANASAM PHC	1	
			<b>RMH NEONATAL- TOTAL</b>	<b>40</b>	
16	RAMNAD	PARAMAGUDI GH - NEONATAL	KEELATHOOVAL PHC	1	PARAMAKUDI GH
			MUTHUKULATHUR GH	2	RAMANATHAPURAM GH, RAMNAD
			VENKITAKURICHI PHC	1	
			ERVADI PHC	1	
			MANJUR PHC	1	
			UCHIPULI PHC	1	ARUPUKOTTAI GH
			NARIKUDI PHC	1	
			MELARAMARATHI PHC	1	
			DEVAKOTTAI GH	1	MADURAI GRH
			KAMUDHI GH	1	
			KOTTAIYUR PHC _ V NAGAR	1	
			PARAMAKUDI GH	3	
			RAMANATHAPURAM GH	2	
			SIVAGANGA MCH,	2	
			KAMUDHI GH	1	MUTHUKULATHUR GH
			SOORAMAN PHC	1	SIVAGANGA MCH,
			ILAYANKUDI GH	1	
			UCHIPULI PHC	1	Not an emergency
			<b>PARAMAGUDI GH - NEONATAL- TOTAL</b>	<b>23</b>	

Neonatal Cases Admission -March'14					
S.No	District	Location	Referral Hospital		Destination Hospitals
			Hospitals name	No.of cases	
17	SALEM	SALEM GH NEONATAL	ACHANGUTTAPATTI PHC	1	SALEM MEDICAL COLLEGE HOSPITAL
			ALATHUR PHC _ VILLUPURAM	1	
			ATTHUR GH	5	
			E.KATTUR PHC	1	
			EDAPADI GH	1	
			ELAMPILLAI PHC	1	
			ERODE GH	1	
			K.N.PUDUR PHC	1	
			KADAYAMPATTI PHC	4	
			KALLAKURICHI GH	9	
			KARUPPUR PHC	1	
			MALLUR PHC	1	
			KONDALAMPATTI PHC	1	
			MECHERI PHC	1	
			NAMAKKAL GH,	1	
			OMALUR GH	1	
			ONDIVEERANUR PHC	1	
			PAGALPATTI PHC	2	
			SARKARKOLLAPATTI PHC	3	
			VALAPADI PHC	1	
			VALASAIYUR PHC	2	
			VAZHAPADI PHC	1	
			VELLALAPURAM PHC	1	
			MULLUKURICHI PHC	1	NAMAKKAL GH, NAMAKKAL
			ALATHUR PHC _ VILLUPURAM	1	Not an emergency
			ACHINKUTTAPATTY PHC	1	
			THIRUMANOOR PHC	1	
			<b>SALEM GH NEONATAL- TOTAL</b>	<b>46</b>	
18	KANYAKUMARI	THUCKLAY GH NEONATAL	BOOTHAPANDY GH	1	KANYAKUMARI MEDICAL COLLEGE HOSPITAL,
			KULITHURAI GH	4	
			KURUTHACODU PHC	1	
			OLAIVILAI PHC	1	
			THOOTHOR PHC	2	
			THUCKLAY GH	3	KULITHURAI GH
			EDAICODE PHC	1	
			KILKULAM PHC	2	
			KUTTAKUZH PHC	1	
			PALLIYADI PHC	1	
			NATTALAM PHC	1	THUCKLAY GH
			KOTHANALLUR PHC	3	
			OLAIVILAI PHC	1	
			PALLIYADI PHC	3	
			THIRUVITHANCODE PHC	1	
			KILKULAM PHC	1	Not an emergency
			<b>THUCKLAY GH NEONATAL- TOTAL</b>	<b>27</b>	
19	KANCHIPURAM	CHENGALPATT - NEONATAL	AKKUR PHC _ TV MALAI	1	ICH
			CHEYAR GH	1	
			KOORAM PHC	1	
			CHENGALPET MCH	6	
			AYYAMPETTAI PHC	1	
			KUNDRATHUR PHC	2	
			NANDHIVARAM PHC	1	
			PADALAM PHC	1	
			SADRAS PHC	1	
			MUNDIAMBakkam MCH, VILLUPURAM	2	
			TIRUVANNAMALAI GH	1	
			VALAYATTU PHC	1	
			MADURANTAKAM GH	1	CHENGALPET MCH
			ACHARAPAKKAM PHC	1	
			KALIAMPOONDI PHC	1	
			KOOVATHUR PHC	1	
			REDDIPALAYAM PHC	1	
			WALAJABAD PHC	1	
			TIRUVANNAMALAI GH	1	
			VANDAVASI GH	1	
			CHENGALPET MCH	1	Not an emergency
			<b>CHENGALPATT - NEONATAL - TOTAL</b>	<b>28</b>	

Neonatal Cases Admission -March'14					
S.No	District	Location	Referral Hospital		Destination Hospitals
			Hospitals name	No.of cases	
20	TRICHY	TRICHY MEDICAL COLLEGE- NEONATAL	ANBIL PHC	1	TRICHY GH
			INAMKOLATHUR PHC	1	
			KULITHALAI GH	2	
			MUSIRI GH	1	
			PERUGAMANI PHC	1	
			PULLAMBADI PHC	1	
			SIRUMAYANKUDI PHC	1	
			SRIRANGAM GH	1	
			THANDALAI PUDUR PHC	1	
			THUVAKUDI PHC	2	
			<b>TRICHY MCH NEONATAL- TOTAL</b>	<b>12</b>	
21	VILLUPURAM	VILLUPURAM MEDICAL COLLEGE- NEONATAL	PANRUTI GH	1	CUDDALORE GH,
			ANNIYUR PHC	1	MUNDIAMBakkam MCH, Villupuram
			EDAIYAR.T PHC	1	
			ENNAYIRAM PHC	1	
			KALLAKURICHI GH	3	
			KANAI PHC	1	
			KANDATCHIPURAM PHC	2	
			KILIYUR PHC	2	
			KILMAMPATTU PHC	1	
			MANNAMPOONDI PHC	1	
			MUGAIYUR PHC	1	
			OTTAMPATTU PHC	1	
			RETTANAI PHC	1	
			SATHIAMANGALAM PH	1	
			THIRUKOILUR GH	2	
			THIRUVENNAINALLUR PHC	1	
			TINDIVANAM GH	1	
			VEMBI PHC	1	
			GINGEE GH	1	JIPMER, PONDY
			KALLAKURICHI GH	1	SALEM MEDICAL COLLEGE HOSPITAL
			MUNDIAMBakkam MCH	1	VILLUPURAM OLD GH
			THIRUNALLUR PHC	1	Not an emergency
			<b>VILLUPURAM MCH NEONATAL- TOTAL</b>	<b>27</b>	
			<b>Total Neonatal cases admitted in Hospital</b>	<b>847</b>	

## Annexure N: Issues to be sorted out

- Co-ordination meeting with DDHS/JDHS/DPMU co-ordinators at the district level to improve Home to PHC/GH utilisation
- Suggested that police out-post at Govt. Hospitals being utilized for getting unaccompanied patients admitted.
- Speedy admission for all cases at Govt. hospitals
- GIS Data for entire state of Tamil Nadu

### Legend:

NA – Not Applicable

\*- Ineffective Calls – Calls falling under the category of No Response call , Wrong call , Nuisance, Disconnected call , Missed call , General Enquiry call, and Silent Call are classified as Ineffective calls. These calls land in the call center and when attended by the Communication Officer it would either be a nuisance call or disconnected call or any one of the category as mentioned above.

\*\* - Ambulance Busy – Whenever all the ambulances closer to the area have been assigned for an emergency case, and a new emergency case comes in the same area, the Dispatch Officer will enquire with the caller, if he/she can assign a ambulance from the nearby location. The Dispatch Officer will also tell them about the distance the ambulance has to travel and the approximate time it will take to reach the incident location. If the caller is not willing to wait till the specified time, then the Dispatch officer will close this case as “Ambulance Busy” after confirming with the caller.

\*\*\* - Life Saved count is an update that is received on a daily basis after verification of PCR and confirmation after 48 hour follow-up, there will be a change in the numbers reported as they keep on adding to the earlier reported life save count, based on the date the case was handled by the team.

**Place: Chennai – Tamil Nadu**

**B.N.Sridhar**  
**Chief Operating Officer**